

Pulegge dentate profilo bielcoidale EAGLE

Le pulegge **SIT EAGLE**, prodotte con attrezzature innovative ad alta tecnologia, sono state studiate per garantire la massima durata di servizio e le migliori prestazioni.

I materiali di elevata qualità, utilizzati per la produzione delle pulegge, assicurano la massima resistenza all'usura. Le pulegge, inoltre, sono sottoposte a equilibratura statica e trattate per la resistenza alla ossidazione.

Il sistema cinghia-puleggia **SILENTSYNC® / EAGLE** è stato progettato per ottenere una precisione di funzionamento con il minimo di attrito. L'ingranamento continuo e graduale del dente della cinghia con la puleggia riduce l'usura e la rumorosità e garantisce una vita più lunga alla trasmissione.

Mozzo pieno

Materiale: acciaio/ghisa sferoidale/ghisa/alluminio

Passo:

- 8M
- 14M



Per montaggio con bussola conica SER-SIT®

Materiale: acciaio/ghisa sferoidale/ghisa

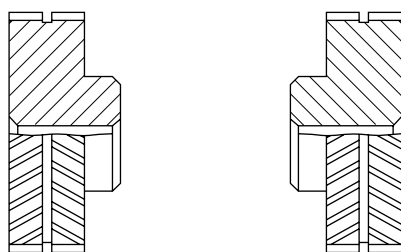
Passo:

- 14M



Attenzione

È importante indicare, nei disegni costruttivi di pulegge non standard, l'orientamento delle dentature rispetto alla posizione del mozzo (come nelle figure sotto riportate).



TOLLERANZE

Tolleranze dei diametri delle pulegge

Diametri esterni [mm]	Tolleranze [mm]
fino a 101,6	-0,00 +0,13
da 101,7 a 177,8	-0,00 +0,13
da 177,9 a 304,8	-0,00 +0,15
da 304,9 a 508,0	-0,00 +0,18
da 508,1 a 750,0	-0,00 +0,20

Tolleranza di concentricità del foro rispetto al Ø esterno

Diametro esterno [mm]	Eccentricità totale letta sul comparatore [mm]
fino a 101,6	0,13
da 101,7 a 177,8	0,13
da 177,9 a 304,8	0,15
da 304,9 a 508,0	0,20
da 508,1 a 750,0	0,30

Tolleranza di cilindricità

Larghezza puleggia	Tolleranza
per ogni 100 mm	0,1 mm senza superare la tolleranza sul diametro esterno

Pulegge speciali

Su richiesta è possibile costruire qualsiasi tipo di puleggia dentata anche su disegno del cliente.

Si consiglia l'esecuzione delle pulegge dentate in ghisa o in acciaio, quest'ultimo in particolare quando la velocità periferica è superiore a 33 m/s.

$$\text{velocità periferica in m/s} = \frac{\text{diametro puleggia in mm} \times \text{numero giri/min.}}{19100}$$

Trattamenti protettivi

Tutte le pulegge sono trattate con un processo di trattamento superficiale che conferisce maggiore resistenza contro gli agenti ossidanti, preservando nel contempo il profilo esatto dei denti e le dimensioni funzionali delle pulegge.

Note

Per motivi tecnici e produttivi in alcuni casi potrebbero essere utilizzati materiali diversi da quelli indicati nel catalogo. Per conferma del materiale effettivamente disponibile contattare il servizio clienti.

Dimensioni delle pulegge dentate con preforo EAGLE passi 8M - 14M



Esempio di codifica

PEY -32S -MPB

Puleggia EAGLE tipo Yellow - Passo 8 mm

Numero denti della puleggia

Mozzo pieno

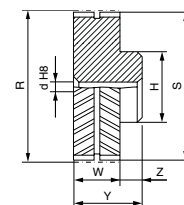
PEY ...S -MPB

8M

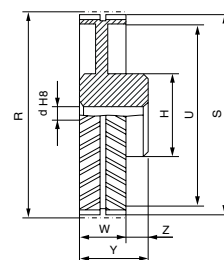
Tipo "Yellow" Y - Larghezza W = 17 mm

Codice	N° denti	Tipo	R [mm]	S [mm]	U [mm]	H [mm]	d [mm]	W [mm]	Y [mm]	Z [mm]	Foro max. [mm]	Materiale
PEY-18S-MPB	18	1	45,84	44,47	-	38,4	12,7	17,0	27,0	10,0	26,0	acciaio
PEY-20S-MPB	20	1	50,93	49,56	-	40,7	12,7	17,0	29,0	12,0	27,0	
PEY-22S-MPB	22	1	56,02	54,65	-	45,9	12,7	17,0	29,0	12,0	31,0	
PEY-24S-MPB	24	1	61,12	59,75	-	51,0	12,7	17,0	33,0	16,0	34,0	
PEY-25S-MPB	25	1	63,66	62,29	-	53,5	12,7	17,0	33,0	16,0	36,0	
PEY-26S-MPB	26	1	66,21	64,84	-	57,8	12,7	17,0	33,0	16,0	39,0	
PEY-28S-MPB	28	1	71,30	69,93	-	61,0	12,7	17,0	33,0	16,0	41,0	
PEY-30S-MPB	30	1	76,40	75,03	-	67,0	12,7	17,0	33,0	16,0	45,0	
PEY-32S-MPB	32	1	81,49	80,12	-	72,0	12,7	17,0	33,0	16,0	48,0	
PEY-34S-MPB	34	1	86,58	85,21	-	77,0	12,7	17,0	33,0	16,0	51,0	
PEY-36S-MPB	36	1	91,68	90,30	-	82,0	12,7	17,0	33,0	16,0	55,0	
PEY-38S-MPB	38	1	96,77	95,40	-	87,0	12,7	17,0	33,0	16,0	58,0	
PEY-40S-MPB	40	1	101,86	100,49	-	92,0	12,7	17,0	33,0	16,0	62,0	
PEY-44S-MPB	44	1	112,05	110,68	-	102,0	12,7	17,0	33,0	16,0	68,0	
PEY-45S-MPB	45	1	114,59	113,22	-	105,0	12,7	17,0	33,0	16,0	70,0	
PEY-48S-MPB	48	1	122,23	120,86	-	112,0	12,7	17,0	33,0	16,0	75,0	
PEY-50S-MPB	50	1	127,33	125,96	-	118,0	12,7	17,0	33,0	16,0	79,0	
PEY-52S-MPB	52	1	132,42	131,05	-	123,0	12,7	17,0	33,0	16,0	82,0	
PEY-56S-MPB	56	1	142,61	141,24	-	133,0	12,7	17,0	33,0	16,0	89,0	
PEY-60S-MPB	60	1	152,79	151,42	-	143,0	12,7	17,0	33,0	16,0	96,0	
PEY-63S-MPB	63	2	160,43	159,06	139,0	110,0	12,7	17,0	33,0	16,0	73,0	GS400
PEY-64S-MPB	64	2	162,98	161,61	142,0	110,0	12,7	17,0	33,0	16,0	74,0	
PEY-68S-MPB	68	2	173,17	171,79	152,0	110,0	12,7	17,0	33,0	16,0	74,0	
PEY-72S-MPB	72	2	183,35	181,98	162,0	110,0	12,7	17,0	33,0	16,0	74,0	
PEY-75S-MPB	75	2	190,99	189,62	170,0	110,0	12,7	17,0	33,0	16,0	73,0	
PEY-76S-MPB	76	2	193,54	192,17	172,0	110,0	12,7	17,0	33,0	16,0	74,0	
PEY-80S-MPB	80	2	203,72	202,35	182,0	110,0	12,7	17,0	33,0	16,0	73,0	
PEY-90S-MPB	90	2	229,19	227,82	208,0	110,0	25,4	17,0	33,0	16,0	73,0	
PEY-112S-MPB	112	2	285,21	283,84	264,0	110,0	25,4	17,0	33,0	16,0	73,0	
PEY-140S-MPB	140	2	356,52	355,15	335,0	110,0	25,4	17,0	33,0	16,0	73,0	
PEY-180S-MPB	180	3	458,38	457,01	433,0	150,0	25,4	17,0	33,0	16,0	100,0	ghisa
PEY-224S-MPB	224	3	570,43	569,06	545,0	150,0	25,4	17,0	33,0	16,0	100,0	

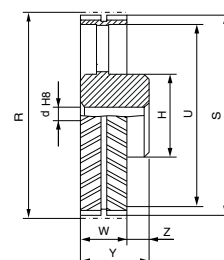
GS400 = ghisa sferoidale



1



2



3

Pulegge dentate con preforo - EAGLE



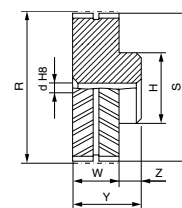
PEW ...S -MPB

8M

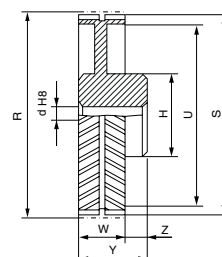
Tipo "White" W - Larghezza W = 33 mm

Codice	N° denti	Tipo	R [mm]	S [mm]	U [mm]	H [mm]	d [mm]	W [mm]	Y [mm]	Z [mm]	Foro max. [mm]	Materiale
PEW-18S-MPB	18	1	45,84	44,47	-	38,4	12,7	33,0	43,0	10,0	26,0	acciaio
PEW-20S-MPB	20	1	50,93	49,56	-	40,7	12,7	33,0	45,0	12,0	27,0	
PEW-22S-MPB	22	1	56,02	54,65	-	45,9	12,7	33,0	45,0	12,0	31,0	
PEW-24S-MPB	24	1	61,12	59,75	-	51,0	12,7	33,0	49,0	16,0	34,0	
PEW-25S-MPB	25	1	63,66	62,29	-	53,5	12,7	33,0	49,0	16,0	36,0	
PEW-26S-MPB	26	1	66,21	64,84	-	57,8	12,7	33,0	49,0	16,0	39,0	
PEW-28S-MPB	28	1	71,30	69,93	-	62,0	12,7	33,0	49,0	16,0	41,0	
PEW-30S-MPB	30	1	76,40	75,03	-	67,0	12,7	33,0	49,0	16,0	45,0	
PEW-32S-MPB	32	1	81,49	80,12	-	72,0	12,7	33,0	49,0	16,0	48,0	
PEW-34S-MPB	34	1	86,58	85,21	-	77,0	12,7	33,0	49,0	16,0	51,0	
PEW-36S-MPB	36	1	91,68	90,30	-	82,0	12,7	33,0	49,0	16,0	55,0	
PEW-38S-MPB	38	1	96,77	95,40	-	87,0	12,7	33,0	49,0	16,0	58,0	
PEW-40S-MPB	40	1	101,86	100,49	-	92,0	12,7	33,0	49,0	16,0	62,0	
PEW-44S-MPB	44	1	112,05	110,68	-	102,0	12,7	33,0	49,0	16,0	68,0	
PEW-45S-MPB	45	1	114,59	113,22	-	105,0	12,7	33,0	49,0	16,0	70,0	
PEW-48S-MPB	48	1	122,23	120,86	-	112,0	12,7	33,0	49,0	16,0	75,0	
PEW-50S-MPB	50	1	127,33	125,96	-	118,0	12,7	33,0	49,0	16,0	79,0	
PEW-52S-MPB	52	1	132,42	131,05	-	123,0	12,7	33,0	49,0	16,0	82,0	
PEW-56S-MPB	56	1	142,61	141,24	-	133,0	12,7	33,0	49,0	16,0	89,0	
PEW-60S-MPB	60	1	152,79	151,42	-	143,0	12,7	33,0	49,0	16,0	96,0	
PEW-63S-MPB	63	1	160,43	159,06	-	151,0	12,7	33,0	49,0	16,0	101,0	
PEW-64S-MPB	64	1	162,98	161,61	-	153,0	12,7	33,0	49,0	16,0	102,0	
PEW-68S-MPB	68	2	173,17	171,79	152,0	120,0	25,4	33,0	49,0	16,0	80,0	GS400
PEW-72S-MPB	72	2	183,35	181,98	162,0	120,0	25,4	33,0	49,0	16,0	80,0	
PEW-75S-MPB	75	2	190,99	189,62	170,0	120,0	25,4	33,0	49,0	16,0	80,0	
PEW-76S-MPB	76	2	193,54	192,17	172,0	120,0	25,4	33,0	49,0	16,0	80,0	
PEW-80S-MPB	80	2	203,72	202,35	182,0	120,0	25,4	33,0	49,0	16,0	80,0	
PEW-90S-MPB	90	2	229,19	227,82	208,0	120,0	25,4	33,0	49,0	16,0	80,0	
PEW-112S-MPB	112	2	285,21	283,84	264,0	120,0	25,4	33,0	49,0	16,0	80,0	
PEW-140S-MPB	140	2	356,52	355,15	335,0	150,0	25,4	33,0	49,0	16,0	100,0	ghisa
PEW-180S-MPB	180	3	458,38	457,00	433,0	150,0	25,4	33,0	49,0	16,0	100,0	
PEW-224S-MPB	224	3	570,43	569,04	545,0	150,0	25,4	33,0	49,0	16,0	100,0	

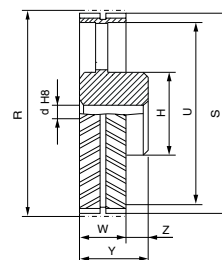
GS400 = ghisa sferoidale



1



2



3

PULEGGE DENTATE

Pulegge dentate con preforo - EAGLE



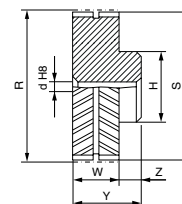
PEP ...S -MPB

8M

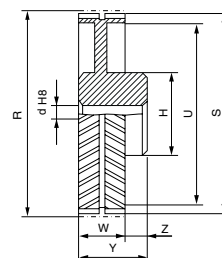
Tipo "Purple" P - Larghezza W = 65 mm

Codice	N° denti	Tipo	R [mm]	S [mm]	U [mm]	H [mm]	d [mm]	W [mm]	Y [mm]	Z [mm]	Foro max. [mm]	Materiale
PEP-18S-MPB	18	1	45,84	44,47	-	38,4	12,7	65,0	85,0	20,0	26,0	acciaio
PEP-20S-MPB	20	1	50,93	49,55	-	40,7	12,7	65,0	85,0	20,0	27,0	
PEP-22S-MPB	22	1	56,02	54,64	-	45,9	12,7	65,0	85,0	20,0	31,0	
PEP-24S-MPB	24	1	61,12	59,74	-	51,0	12,7	65,0	85,0	20,0	34,0	
PEP-25S-MPB	25	1	63,66	62,28	-	53,5	12,7	65,0	85,0	20,0	36,0	
PEP-26S-MPB	26	1	66,21	64,83	-	57,8	12,7	65,0	85,0	20,0	39,0	
PEP-28S-MPB	28	1	71,30	69,92	-	62,0	12,7	65,0	85,0	20,0	41,0	
PEP-30S-MPB	30	1	76,39	75,01	-	67,0	12,7	65,0	85,0	20,0	45,0	
PEP-32S-MPB	32	1	81,49	80,11	-	72,0	12,7	65,0	85,0	20,0	48,0	
PEP-34S-MPB	34	1	86,58	85,20	-	77,0	12,7	65,0	85,0	20,0	51,0	
PEP-36S-MPB	36	1	91,67	90,29	-	82,0	12,7	65,0	85,0	20,0	55,0	
PEP-38S-MPB	38	1	96,77	95,39	-	87,0	12,7	65,0	85,0	20,0	58,0	
PEP-40S-MPB	40	1	101,86	100,48	-	92,0	12,7	65,0	85,0	20,0	62,0	
PEP-44S-MPB	44	1	112,05	110,67	-	102,0	12,7	65,0	85,0	20,0	68,0	
PEP-45S-MPB	45	1	114,59	113,21	-	105,0	12,7	65,0	85,0	20,0	70,0	
PEP-48S-MPB	48	1	122,23	120,85	-	112,0	25,4	65,0	85,0	20,0	75,0	
PEP-50S-MPB	50	1	127,32	125,94	-	118,0	25,4	65,0	85,0	20,0	79,0	
PEP-52S-MPB	52	1	132,42	131,04	-	123,0	25,4	65,0	85,0	20,0	82,0	
PEP-56S-MPB	56	1	142,60	141,22	-	133,0	25,4	65,0	85,0	20,0	89,0	
PEP-60S-MPB	60	1	152,79	151,41	-	143,0	25,4	65,0	85,0	20,0	96,0	
PEP-63S-MPB	63	1	160,43	159,05	-	151,0	25,4	65,0	85,0	20,0	101,0	
PEP-64S-MPB	64	1	162,98	161,60	-	153,0	25,4	65,0	85,0	20,0	102,0	
PEP-68S-MPB	68	2	173,17	171,79	152,0	120,0	25,4	65,0	85,0	20,0	80,0	GS400
PEP-72S-MPB	72	2	183,35	181,97	162,0	120,0	25,4	65,0	85,0	20,0	80,0	
PEP-75S-MPB	75	2	190,99	189,61	170,0	120,0	25,4	65,0	85,0	20,0	80,0	
PEP-76S-MPB	76	2	193,53	192,15	172,0	120,0	25,4	65,0	85,0	20,0	80,0	
PEP-80S-MPB	80	2	203,72	202,34	182,0	120,0	25,4	65,0	85,0	20,0	80,0	
PEP-90S-MPB	90	2	229,18	227,80	208,0	120,0	25,4	65,0	85,0	20,0	80,0	
PEP-112S-MPB	112	2	285,21	283,83	264,0	120,0	25,4	65,0	85,0	20,0	80,0	ghisa
PEP-140S-MPB	140	2	356,51	355,14	335,0	150,0	25,4	65,0	85,0	20,0	100,0	
PEP-180S-MPB	180	3	458,37	457,00	433,0	150,0	25,4	65,0	85,0	20,0	100,0	
PEP-224S-MPB	224	3	570,41	569,04	545,0	150,0	25,4	65,0	85,0	20,0	100,0	

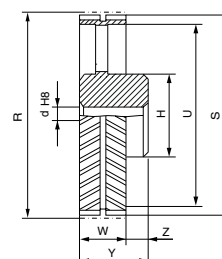
GS400 = ghisa sferoidale



1



2



3

Pulegge dentate con preforo - EAGLE



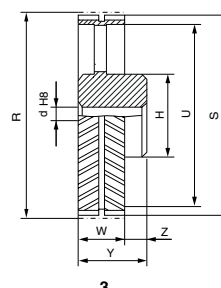
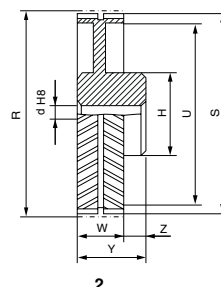
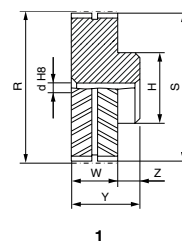
PEB ...S -MPB

14M

Tipo "Blue" B - Larghezza W = 37 mm

Codice	N° denti	Tipo	R [mm]	S [mm]	U [mm]	H [mm]	d [mm]	W [mm]	Y [mm]	Z [mm]	Foro max. [mm]	Materiale
PEB-28S-MPB	28	1	124,78	121,99	-	105,0	25,4	37,0	53,0	16,0	70,0	acciaio
PEB-30S-MPB	30	1	133,69	130,90	-	114,0	25,4	37,0	53,0	16,0	76,0	
PEB-32S-MPB	32	1	142,61	139,81	-	123,0	25,4	37,0	53,0	16,0	82,0	
PEB-34S-MPB	34	1	151,52	148,73	-	132,0	25,4	37,0	53,0	16,0	88,0	
PEB-36S-MPB	36	1	160,43	157,64	-	141,0	25,4	37,0	53,0	16,0	94,0	
PEB-38S-MPB	38	1	169,35	166,55	-	150,0	25,4	37,0	53,0	16,0	100,0	
PEB-40S-MPB	40	1	178,26	175,46	-	159,0	25,4	37,0	53,0	16,0	106,0	
PEB-43S-MPB	43	1	191,63	188,83	-	172,0	25,4	37,0	53,0	16,0	115,0	
PEB-45S-MPB	45	1	200,54	197,75	-	181,0	25,4	37,0	53,0	16,0	121,0	
PEB-48S-MPB	48	1	213,91	211,12	-	195,0	25,4	37,0	53,0	16,0	130,0	
PEB-50S-MPB	50	2	222,82	220,03	185,0	150,0	25,4	37,0	53,0	16,0	100,0	GS400
PEB-56S-MPB	56	2	249,56	246,77	212,0	150,0	25,4	37,0	53,0	16,0	100,0	
PEB-60S-MPB	60	2	267,39	264,59	230,0	150,0	25,4	37,0	53,0	16,0	100,0	
PEB-63S-MPB	63	2	280,76	277,96	243,0	150,0	25,4	37,0	53,0	16,0	100,0	
PEB-71S-MPB	71	2	316,41	313,62	279,0	150,0	25,4	37,0	53,0	16,0	100,0	
PEB-75S-MPB	75	2	334,24	331,44	296,0	150,0	25,4	37,0	53,0	16,0	100,0	
PEB-80S-MPB	80	2	356,52	353,72	319,0	150,0	25,4	37,0	53,0	16,0	100,0	ghisa
PEB-90S-MPB	90	2	401,08	398,29	358,0	150,0	25,4	37,0	53,0	16,0	100,0	
PEB-112S-MPB	112	3	499,12	496,33	456,0	150,0	25,4	37,0	53,0	16,0	100,0	
PEB-140S-MPB	140	3	623,91	621,11	581,0	150,0	25,4	37,0	53,0	16,0	100,0	
PEB-168S-MPB	168	3	748,69	745,89	706,0	150,0	25,4	37,0	53,0	16,0	100,0	

GS400 = ghisa sferoidale



PULEGGE DENTATE

PEG ...S -MPB

14M

Tipo "Green" G - Larghezza W = 54,5 mm

Codice	N° denti	Tipo	R [mm]	S [mm]	U [mm]	H [mm]	d [mm]	W [mm]	Y [mm]	Z [mm]	Foro max. [mm]	Materiale
PEG-28S-MPB	28	1	124,78	121,99	-	109,0	25,4	54,5	74,5	20,0	73,0	acciaio
PEG-30S-MPB	30	1	133,69	130,90	-	117,5	25,4	54,5	74,5	20,0	78,0	
PEG-32S-MPB	32	1	142,61	139,81	-	126,5	25,4	54,5	74,5	20,0	84,0	
PEG-34S-MPB	34	1	151,52	148,73	-	135,5	25,4	54,5	74,5	20,0	90,0	
PEG-36S-MPB	36	1	160,43	157,64	-	141,0	25,4	54,5	70,5	16,0	94,0	
PEG-38S-MPB	38	1	169,35	166,55	-	150,0	25,4	54,5	70,5	16,0	100,0	
PEG-40S-MPB	40	1	178,26	175,46	-	159,0	25,4	54,5	70,5	16,0	106,0	
PEG-43S-MPB	43	1	191,63	188,83	-	172,0	25,4	54,5	70,5	16,0	115,0	
PEG-45S-MPB	45	1	200,54	197,75	-	181,0	25,4	54,5	70,5	16,0	121,0	
PEG-48S-MPB	48	1	213,91	211,12	-	195,0	25,4	54,5	70,5	16,0	130,0	
PEG-50S-MPB	50	2	222,82	220,03	185,0	150,0	25,4	54,5	70,5	16,0	100,0	GS400
PEG-56S-MPB	56	2	249,56	246,77	212,0	150,0	25,4	54,5	70,5	16,0	100,0	
PEG-60S-MPB	60	2	267,39	264,59	230,0	150,0	25,4	54,5	70,5	16,0	100,0	
PEG-63S-MPB	63	2	280,76	277,96	243,0	150,0	25,4	54,5	70,5	16,0	100,0	
PEG-71S-MPB	71	2	316,41	313,62	279,0	150,0	25,4	54,5	70,5	16,0	100,0	
PEG-75S-MPB	75	2	334,24	331,44	296,0	150,0	25,4	54,5	70,5	16,0	100,0	
PEG-80S-MPB	80	2	356,52	353,72	319,0	150,0	25,4	54,5	70,5	16,0	100,0	ghisa
PEG-90S-MPB	90	2	401,08	398,29	358,0	180,0	25,4	54,5	70,5	16,0	120,0	
PEG-112S-MPB	112	3	499,12	496,33	456,0	180,0	25,4	54,5	70,5	16,0	120,0	
PEG-140S-MPB	140	3	623,91	621,11	581,0	200,0	25,4	54,5	70,5	16,0	133,0	
PEG-168S-MPB	168	3	748,69	745,89	706,0	200,0	25,4	54,5	70,5	16,0	133,0	

GS400 = ghisa sferoidale

Pulegge dentate con preforo - EAGLE



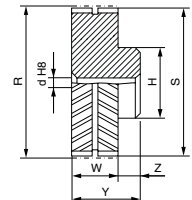
PEO ...S -MPB

14M

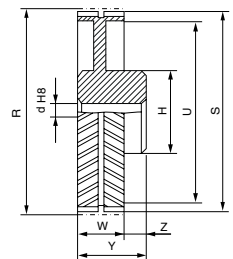
Tipo "Orange" O - Larghezza W = 72 mm

Codice	N° denti	Tipo	R [mm]	S [mm]	U [mm]	H [mm]	d [mm]	W [mm]	Y [mm]	Z [mm]	Foro max. [mm]	Materiale
PEO-28S-MPB	28	1	124,78	121,99	-	109,0	25,4	72,0	92,0	20,0	73,0	acciaio
PEO-30S-MPB	30	1	133,69	130,90	-	117,5	25,4	72,0	92,0	20,0	78,0	
PEO-32S-MPB	32	1	142,61	139,81	-	126,5	25,4	72,0	98,0	26,0	84,0	
PEO-34S-MPB	34	1	151,52	148,73	-	135,5	25,4	72,0	98,0	26,0	90,0	
PEO-36S-MPB	36	1	160,43	157,64	-	144,0	25,4	72,0	98,0	26,0	95,0	
PEO-38S-MPB	38	1	169,35	166,55	-	153,0	25,4	72,0	98,0	26,0	101,0	
PEO-40S-MPB	40	1	178,26	175,46	-	162,0	25,4	72,0	98,0	26,0	107,0	
PEO-43S-MPB	43	1	191,63	188,83	-	174,0	25,4	72,0	88,0	16,0	116,0	
PEO-45S-MPB	45	1	200,54	197,75	-	183,0	25,4	72,0	88,0	16,0	122,0	
PEO-48S-MPB	48	1	213,91	211,12	-	197,0	25,4	72,0	88,0	16,0	131,0	
PEO-50S-MPB	50	1	222,82	220,03	-	205,0	25,4	72,0	88,0	16,0	137,0	
PEO-56S-MPB	56	1	249,56	246,77	-	230,0	25,4	72,0	88,0	16,0	153,0	
PEO-60S-MPB	60	2	267,39	264,59	230,0	150,0	25,4	72,0	88,0	16,0	100,0	GS400
PEO-63S-MPB	63	2	280,76	277,96	243,0	150,0	25,4	72,0	88,0	16,0	100,0	
PEO-71S-MPB	71	2	316,41	313,62	279,0	150,0	25,4	72,0	88,0	16,0	100,0	
PEO-75S-MPB	75	2	334,24	331,44	296,0	180,0	25,4	72,0	88,0	16,0	120,0	
PEO-80S-MPB	80	2	356,52	353,72	319,0	180,0	25,4	72,0	88,0	16,0	120,0	ghisa
PEO-90S-MPB	90	2	401,08	398,29	358,0	200,0	25,4	72,0	88,0	16,0	133,0	
PEO-112S-MPB	112	3	499,12	496,33	456,0	200,0	25,4	72,0	88,0	16,0	133,0	
PEO-140S-MPB	140	3	623,91	621,11	581,0	220,0	25,4	72,0	88,0	16,0	147,0	
PEO-168S-MPB	168	3	748,69	745,89	706,0	220,0	25,4	72,0	88,0	16,0	147,0	

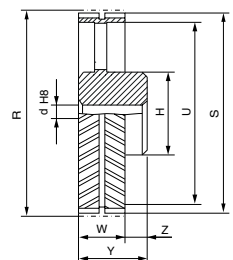
GS400 = ghisa sferoidale



1



2



3

PER ...S -MPB

14M

Tipo "Red" R - Larghezza W = 107 mm

Codice	N° denti	Tipo	R [mm]	S [mm]	U [mm]	H [mm]	d [mm]	W [mm]	Y [mm]	Z [mm]	Foro max. [mm]	Materiale
PER-28S-MPB	28	1	124,78	121,99	-	109,0	25,4	107,0	133,0	26,0	73,0	acciaio
PER-30S-MPB	30	1	133,69	130,90	-	117,5	25,4	107,0	133,0	26,0	78,0	
PER-32S-MPB	32	1	142,61	139,81	-	126,5	25,4	107,0	133,0	26,0	84,0	
PER-34S-MPB	34	1	151,52	148,73	-	135,5	25,4	107,0	133,0	26,0	90,0	
PER-36S-MPB	36	1	160,43	157,64	-	144,0	25,4	107,0	133,0	26,0	96,0	
PER-38S-MPB	38	1	169,35	166,55	-	153,0	25,4	107,0	133,0	26,0	102,0	
PER-40S-MPB	40	1	178,26	175,46	-	162,0	25,4	107,0	133,0	26,0	108,0	
PER-43S-MPB	43	1	191,63	188,83	-	174,0	25,4	107,0	133,0	26,0	117,0	
PER-45S-MPB	45	1	200,54	197,75	-	183,0	25,4	107,0	123,0	16,0	122,0	
PER-48S-MPB	48	1	213,91	211,12	-	197,0	25,4	107,0	123,0	16,0	131,0	
PER-50S-MPB	50	1	222,82	220,03	-	205,0	25,4	107,0	123,0	16,0	137,0	
PER-56S-MPB	56	1	249,56	246,77	-	230,0	25,4	107,0	123,0	16,0	153,0	
PER-60S-MPB	60	2	267,39	264,59	230,0	180,0	25,4	107,0	123,0	16,0	120,0	GS400
PER-63S-MPB	63	2	280,76	277,96	243,0	180,0	25,4	107,0	123,0	16,0	120,0	
PER-71S-MPB	71	2	316,41	313,62	279,0	200,0	25,4	107,0	123,0	16,0	133,0	
PER-75S-MPB	75	2	334,24	331,44	296,0	200,0	25,4	107,0	123,0	16,0	133,0	
PER-80S-MPB	80	2	356,52	353,72	319,0	200,0	25,4	107,0	123,0	16,0	133,0	ghisa
PER-90S-MPB	90	2	401,08	398,29	358,0	220,0	25,4	107,0	123,0	16,0	147,0	
PER-112S-MPB	112	3	499,12	496,33	456,0	220,0	25,4	107,0	123,0	16,0	147,0	
PER-140S-MPB	140	3	623,91	621,11	581,0	240,0	25,4	107,0	123,0	16,0	160,0	
PER-168S-MPB	168	3	748,69	745,89	706,0	240,0	25,4	107,0	123,0	16,0	160,0	

GS400 = ghisa sferoidale

Dimensioni delle pulegge dentate EAGLE per montaggio con bussola conica SER-SIT® passo 14M



Esempio di codifica

PBER -32S -2517

Puleggia EAGLE tipo Red - Passo 14 mm per bussola conica
Numero denti della puleggia
Mozzo per montaggio con bussola conica SER-SIT®

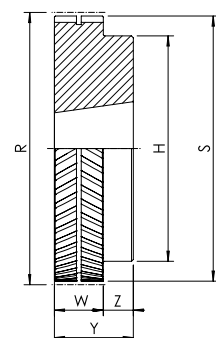
PBEB - ...S

14M

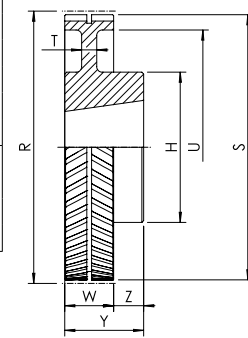
Tipo "Blue" B - Larghezza W = 37 mm

Codice	N° denti	Tipo	Bussola SER-SIT®	R [mm]	S [mm]	U [mm]	H [mm]	W [mm]	Y [mm]	Z [mm]	Materiale	
PBEB-28S-2012	28	4	2012	124,78	121,99	82,0	-	37,0	32,0	5,0	acciaio	
PBEB-29S-2517	29	1	2517	129,23	126,43	-	114,0	37,0	45,0	8,0		
PBEB-30S-2517	30	1	2517	133,69	130,90	-	114,0	37,0	45,0	8,0		
PBEB-32S-2517	32	1	2517	142,61	139,81	-	123,0	37,0	45,0	8,0		
PBEB-34S-2517	34	1	2517	151,52	148,73	-	132,0	37,0	45,0	8,0		
PBEB-36S-3020	36	1	3020	160,43	157,64	-	141,0	37,0	51,0	14,0		
PBEB-38S-3020	38	1	3020	169,35	166,55	-	150,0	37,0	51,0	14,0		
PBEB-40S-3020	40	1	3020	178,26	175,46	-	159,0	37,0	51,0	14,0		
PBEB-43S-3020	43	1	3020	191,63	188,83	-	172,0	37,0	51,0	14,0		
PBEB-45S-3020	45	1	3020	200,54	197,75	-	181,0	37,0	51,0	14,0		
PBEB-48S-3020	48	1	3020	213,91	211,12	-	195,0	37,0	51,0	14,0		
PBEB-50S-3020	50	2	3020	222,82	220,03	180,0	150,0	37,0	51,0	14,0	GS400	
PBEB-56S-3020	56	2	3020	249,56	246,77	207,0	150,0	37,0	51,0	14,0		
PBEB-60S-3020	60	2	3020	267,39	264,59	225,0	150,0	37,0	51,0	14,0		
PBEB-63S-3020	63	2	3020	280,76	277,96	238,0	150,0	37,0	51,0	14,0		
PBEB-71S-3020	71	2	3020	316,41	313,62	274,0	150,0	37,0	51,0	14,0		
PBEB-75S-3020	75	2	3020	334,24	331,44	291,0	150,0	37,0	51,0	14,0		
PBEB-80S-3020	80	2	3020	356,52	353,72	314,0	150,0	37,0	51,0	14,0		
PBEB-90S-3020	90	2	3020	401,08	398,29	358,0	150,0	37,0	51,0	14,0		
PBEB-112S-3020	112	3	3020	499,12	496,33	456,0	150,0	37,0	51,0	14,0		ghisa
PBEB-140S-3020	140	3	3020	623,91	621,11	581,0	150,0	37,0	51,0	14,0		
PBEB-168S-3020	168	3	3020	748,69	745,89	706,0	150,0	37,0	51,0	14,0		

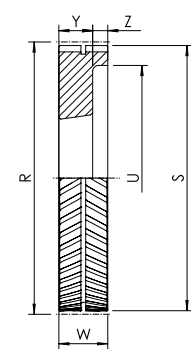
GS400 = ghisa sferoidale



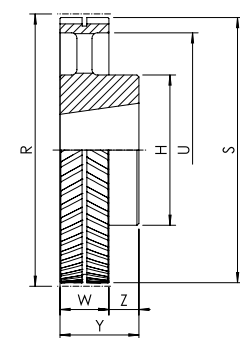
1



2



4



3

PULEGGE DENTATE

Pulegge per montaggio con bussola conica SER-SIT® - EAGLE



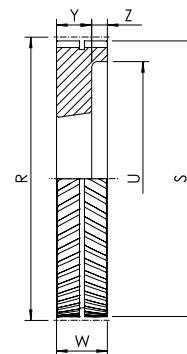
PBEG - ...S

14M

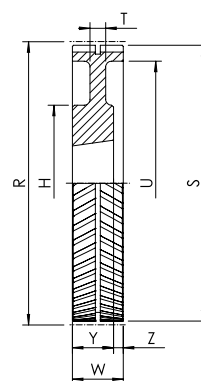
Tipo "Green" G - Larghezza W = 54,5 mm

Codice	N° denti	Tipo	Bussola SER-SIT®	R [mm]	S [mm]	U [mm]	H [mm]	W [mm]	Y [mm]	Z [mm]	Materiale
PBEG-28S-2517	28	4	2517	124,78	121,99	86,0	-	54,5	45,0	9,5	acciaio
PBEG-29S-2517	29	4	2517	129,23	126,43	90	-	54,5	45	9,5	
PBEG-30S-2517	30	4	2517	133,69	130,90	90,0	-	54,5	45,0	9,5	
PBEG-32S-2517	32	4	2517	142,61	139,81	100,0	-	54,5	45,0	9,5	
PBEG-34S-2517	34	4	2517	151,52	148,73	108,0	-	54,5	45,0	9,5	
PBEG-36S-3020	36	4	3020	160,43	157,64	118,0	-	54,5	51,0	3,5	
PBEG-38S-3020	38	4	3020	169,35	166,55	126,0	-	54,5	51,0	3,5	
PBEG-40S-3020	40	4	3020	178,26	175,46	135,0	-	54,5	51,0	3,5	
PBEG-43S-3020	43	4	3020	191,63	188,83	148,0	-	54,5	51,0	3,5	
PBEG-45S-3020	45	4	3020	200,54	197,75	158,0	-	54,5	51,0	3,5	
PBEG-48S-3020	48	4	3020	213,91	211,12	171,0	-	54,5	51,0	3,5	
PBEG-50S-3020	50	8	3020	222,82	220,03	180,0	150,0	54,5	51,0	3,5	GS400
PBEG-56S-3020	56	8	3020	249,56	246,77	207,0	150,0	54,5	51,0	3,5	
PBEG-60S-3020	60	8	3020	267,39	264,59	225,0	150,0	54,5	51,0	3,5	
PBEG-63S-3020	63	8	3020	280,76	277,96	238,0	150,0	54,5	51,0	3,5	
PBEG-71S-3020	71	8	3020	316,41	313,62	274,0	150,0	54,5	51,0	3,5	
PBEG-75S-3020	75	8	3020	334,24	331,44	291,0	150,0	54,5	51,0	3,5	
PBEG-80S-3020	80	8	3020	356,52	353,72	314,0	150,0	54,5	51,0	3,5	
PBEG-90S-3020	90	8	3020	401,08	398,29	358,0	180,0	54,5	51,0	3,5	
PBEG-112S-3020	112	10	3020	499,12	496,33	456,0	180,0	54,5	51,0	3,5	ghisa
PBEG-140S-3020	140	10	3020	623,91	621,11	581,0	200,0	54,5	51,0	3,5	
PBEG-168S-3020	168	10	3020	748,69	745,89	706,0	200,0	54,5	51,0	3,5	

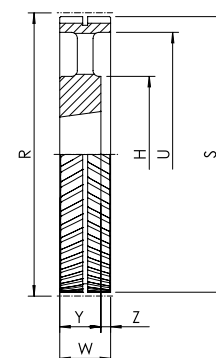
GS400 = ghisa sferoidale



4



8



10

Pulegge per montaggio con bussola conica SER-SIT® - EAGLE



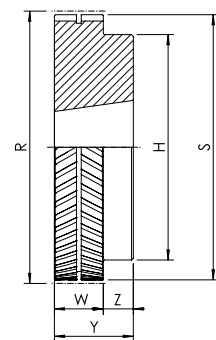
PBEO - ...S

14M

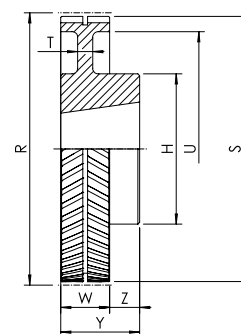
Tipo "Orange" O - Larghezza W = 72 mm

Codice	N° denti	Tipo	Bussola SER-SIT®	R [mm]	S [mm]	U [mm]	H [mm]	W [mm]	Y [mm]	Z [mm]	Materiale
PBEO-28S-2517	28	4	2517	124,78	121,99	86,0	-	72,0	45,0	27,0	acciaio
PBEO-29S-2517	29	4	2517	129,23	126,43	90	-	72	45	27	
PBEO-30S-2517	30	4	2517	133,69	130,90	90,0	-	72,0	45,0	27,0	
PBEO-32S-2517	32	4	2517	142,61	139,81	100,0	-	72,0	45,0	27,0	
PBEO-34S-3030	34	1	3030	151,52	148,73	-	135,5	72,0	76,0	4,0	
PBEO-36S-3030	36	1	3030	160,43	157,64	-	144,0	72,0	76,0	4,0	
PBEO-38S-3030	38	1	3030	169,35	166,55	-	153,0	72,0	76,0	4,0	
PBEO-40S-3030	40	1	3030	178,26	175,46	-	162,0	72,0	76,0	4,0	
PBEO-43S-3535	43	1	3535	191,63	188,83	-	174,0	72,0	89,0	17,0	
PBEO-45S-3535	45	1	3535	200,54	197,75	-	183,0	72,0	89,0	17,0	
PBEO-48S-3535	48	1	3535	213,91	211,12	-	197,0	72,0	89,0	17,0	
PBEO-50S-3535	50	1	3535	222,82	220,03	-	205,0	72,0	89,0	17,0	
PBEO-56S-3535	56	1	3535	249,56	246,77	-	230,0	72,0	89,0	17,0	
PBEO-60S-3030	60	2	3030	267,39	264,59	225,0	150,0	72,0	76,0	4,0	
PBEO-63S-3030	63	2	3030	280,76	277,96	238,0	150,0	72,0	76,0	4,0	
PBEO-71S-3030	71	2	3030	316,41	313,62	274,0	150,0	72,0	76,0	4,0	
PBEO-75S-3535	75	2	3535	334,24	331,44	291,0	180,0	72,0	89,0	17,0	
PBEO-80S-3535	80	2	3535	356,52	353,72	314,0	180,0	72,0	89,0	17,0	
PBEO-90S-3535	90	2	3535	401,08	398,29	358,0	200,0	72,0	89,0	17,0	
PBEO-112S-3535	112	3	3535	499,12	496,33	456,0	200,0	72,0	89,0	17,0	
PBEO-140S-3535	140	3	3535	623,91	621,11	581,0	220,0	72,0	89,0	17,0	
PBEO-168S-3535	168	3	3535	748,69	745,89	706,0	220,0	72,0	89,0	17,0	

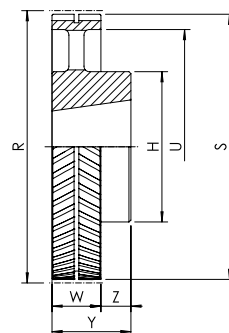
GS400 = ghisa sferoidale



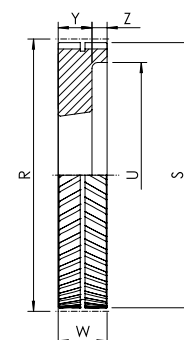
1



2



3



4

PULEGGE DENTATE

Pulegge per montaggio con bussola conica SER-SIT® - EAGLE



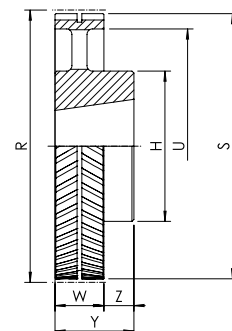
PBER - ...S

14M

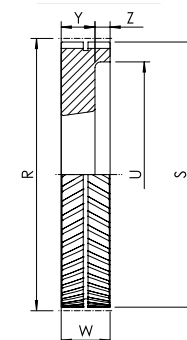
Tipo "Red" R - Larghezza W = 107 mm

Codice	N° denti	Tipo	Bussola SER-SIT®	R [mm]	S [mm]	U [mm]	H [mm]	W [mm]	Y [mm]	Z [mm]	Materiale
PBER-28S-2517	28	9	2517	124,78	121,99	86,0	-	107,0	45,0	31,0	acciaio
PBER-29S-2517	29	9	2517	129,23	126,43	-	86,0	107,0	45,0	31,0	
PBER-30S-2517	30	9	2517	133,69	130,90	90,0	-	107,0	45,0	31,0	
PBER-32S-2517	32	9	2517	142,61	139,81	100,0	-	107,0	45,0	31,0	
PBER-34S-3030	34	9	3030	151,52	148,73	109,0	-	107,0	76,0	15,5	
PBER-36S-3030	36	9	3030	160,43	157,64	117,0	-	107,0	76,0	15,5	
PBER-38S-3030	38	9	3030	169,35	166,55	126,0	-	107,0	76,0	15,5	
PBER-40S-3030	40	9	3030	178,26	175,46	135,0	-	107,0	76,0	15,5	
PBER-43S-3535	43	4	3535	191,63	188,83	148,0	-	107,0	89,0	18,0	
PBER-45S-3535	45	4	3535	200,54	197,75	157,0	-	107,0	89,0	18,0	
PBER-48S-4040	48	4	4040	213,91	211,12	171,0	-	107,0	102,0	5,0	
PBER-50S-4040	50	4	4040	222,82	220,03	180,0	-	107,0	102,0	5,0	
PBER-56S-4040	56	4	4040	249,56	246,77	206,0	-	107,0	102,0	5,0	
PBER-60S-3535	60	8	3535	267,39	264,59	225,0	180,0	107,0	89,0	18,0	
PBER-63S-3535	63	8	3535	280,76	277,96	238,0	180,0	107,0	89,0	18,0	
PBER-71S-4040	71	8	4040	316,41	313,62	274,0	200,0	107,0	102,0	5,0	
PBER-75S-4040	75	8	4040	334,24	331,44	291,0	200,0	107,0	102,0	5,0	
PBER-80S-4040	80	8	4040	356,52	353,72	314,0	200,0	107,0	102,0	5,0	
PBER-90S-4040	90	8	4040	401,08	398,29	358,0	220,0	107,0	102,0	5,0	
PBER-112S-4040	112	10	4040	499,12	496,33	456,0	220,0	107,0	102,0	5,0	
PBER-140S-5050	140	3	5050	623,91	621,11	581,0	240,0	107,0	127,0	20,0	
PBER-168S-5050	168	3	5050	748,69	745,89	706,0	240,0	107,0	127,0	20,0	

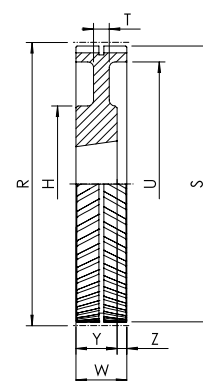
GS400 = ghisa sferoidale



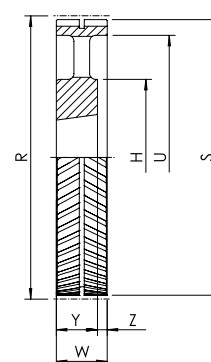
3



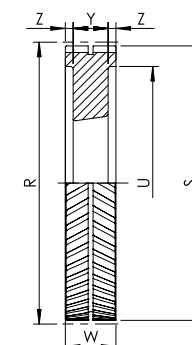
4



8



10



9